



CALIFORNIA ASSESSMENT OF STUDENT PERFORMANCE AND PROGRESS (CAASSP)

OCTOBER 15, 2015
CLARK BRYANT
ASSOCIATE SUPERINTENDENT



ASSESSMENT SYSTEM



Assessment: A process of Reasoning from Evidence to Inform Teaching and Learning

Dimension	Assessment for Learning	Assessment of Learning	
Method	Formative Assessment Process	Classroom Summative Interim Benchmark	Large Scale Summative
Main Purpose	Assist Immediate Learning	Measure student achievement or progress (may inform future teaching and learning)	Evaluate educational programs and multi-year progress
Focus	Teaching and learning	Measurement	Accountability
Locus	Individual student and classroom learning	Grade level, department or school	School, district, state
Priority for Instruction	High	Medium	Low
Proximity to Learning	In-the-midst	Middle distance	Distant
Timing	During immediate instruction or sequence of learning	After teaching-learning cycle Between units/periodic	End of year or course
Participants	Teacher and Student (T-S; S-S; self)	Student (may later include T-S in conference)	Student

CALIFORNIA ASSESSMENT OF STUDENT PERFORMANCE AND PROGRESS



- **Grades 3 – 8 and 11 English Language Arts and Mathematics**
 - **Computer Adaptive Tests**
 - **Performance Tasks**
- **Grades 5, 8, and 10 California Standards Test in Science**

LEVELS



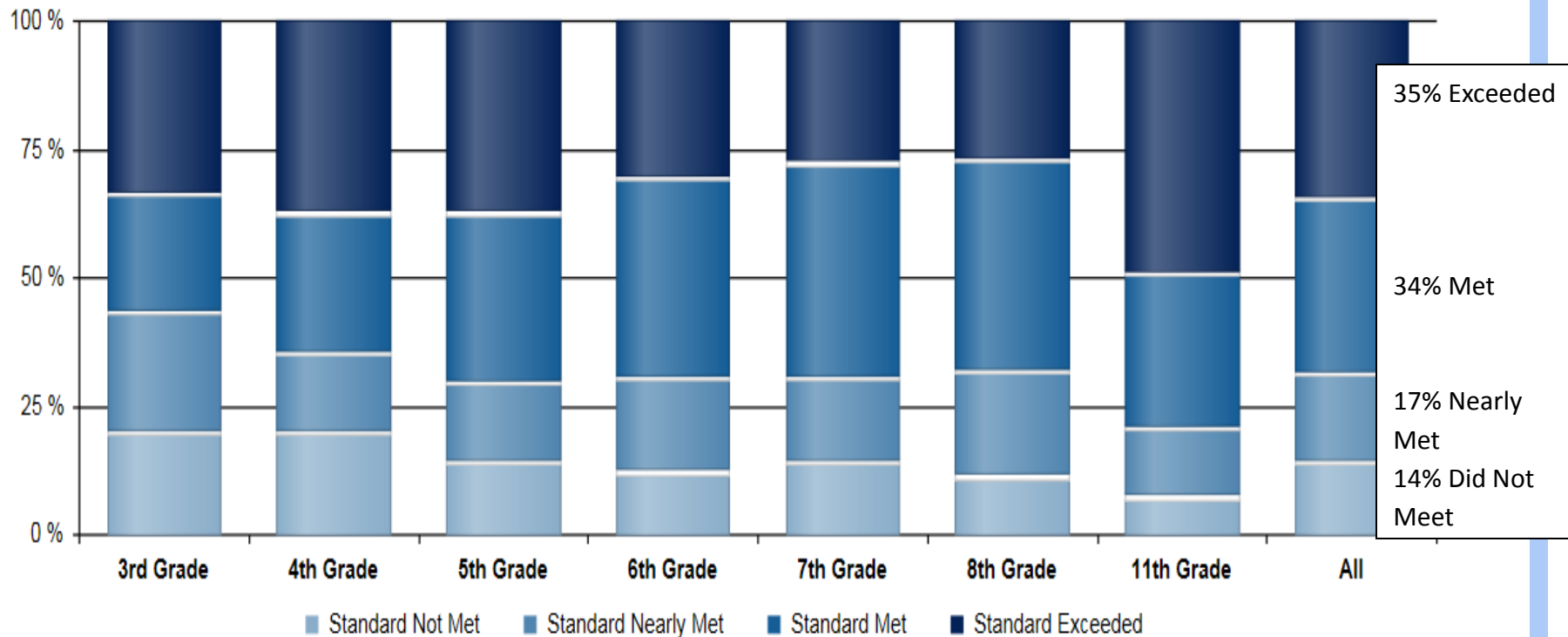
- **Proficiency Levels**
 - **Did Not Meet Standard**
 - **Nearly Met Standard**
 - **Standard Met**
 - **Exceeded Standard**
- **Claim Levels**
 - **Did Not Meet Standards**
 - **Nearly Met or Met Standards**
 - **Exceeded Standard**

SBAC ENGLISH LANGUAGE ARTS



ENGLISH LANGUAGE ARTS/LITERACY

Achievement Level Distribution

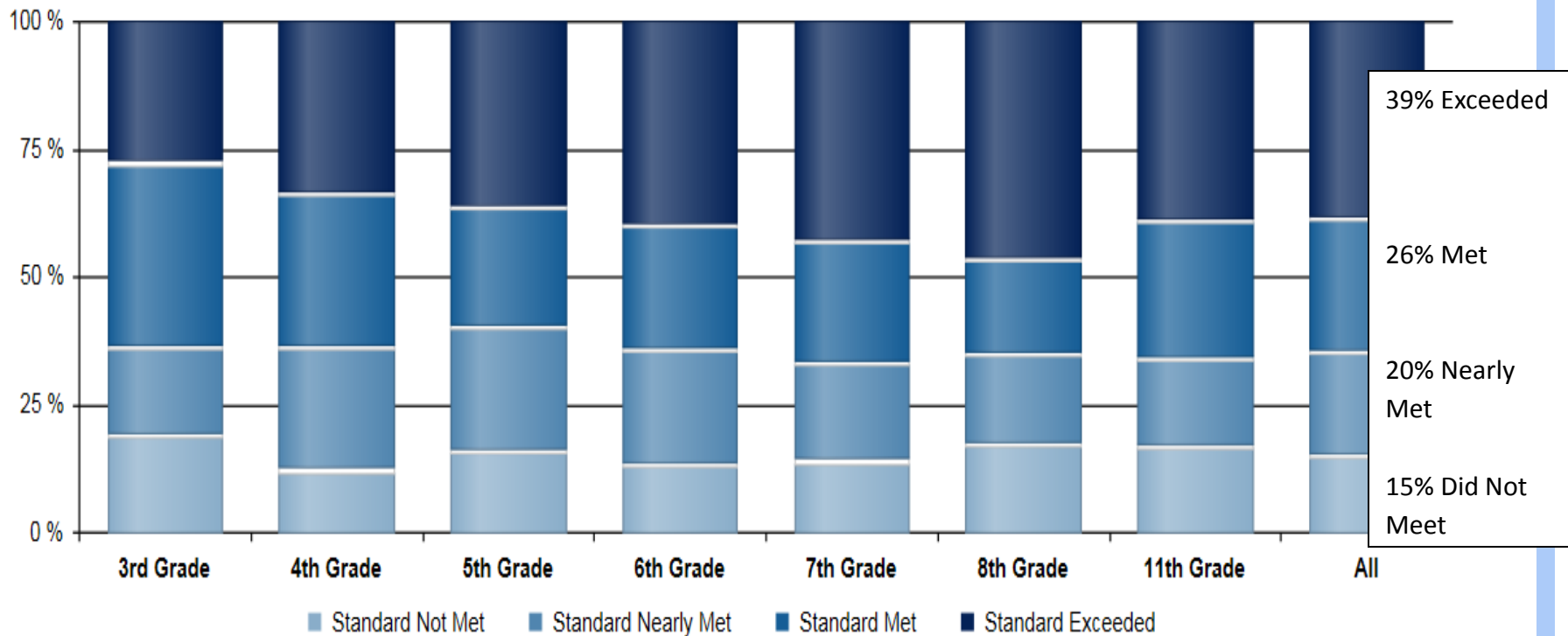


SBAC MATHEMATICS



MATHEMATICS

Achievement Level Distribution




ECONOMIC STATUS



	Percent Met or Exceeded Standards	
<u>DJUSD Not Economic Disadvantaged</u>		
English Language Arts		
DJUSD		
Overall Proficient	77%	
CLAIMS		
Reading	89%	
Writing	90%	
Listening	94%	
Research/Inquiry	92%	
<u>DJUSD Not Economic Disadvantaged</u>		
MATH		
DJUSD		
Overall Proficient	74%	
CLAIMS		
Concepts & Procedure	86%	
Problem Solving & Data	91%	
Communicate Reasoning	91%	

	Percent Met or Exceeded Standards	
<u>CALIFORNIA Not Economic Disadvantaged</u>		
English Language Arts		
California		
Overall Proficient	64%	
CLAIMS		
Reading	81%	
Writing	83%	
Listening	88%	
Research/Inquiry	87%	
<u>CALIFORNIA Not Economic Disadvantaged</u>		
MATH		
California		
Overall Proficient	53%	
CLAIMS		
Concepts & Procedure	72%	
Problem Solving & Data	78%	
Communicate Reasoning	81%	

ECONOMIC STATUS



	Percent Met or Exceeded Standards	
<u>DJUSD Not Econ Disadvantaged</u>		
ELA		
DJUSD		
Overall Proficient	77%	
CLAIMS		
Reading	89%	
Writing	90%	
Listening	94%	
Research/Inquiry	92%	
<u>DJUSD Not Econ Disadvantaged</u>		
MATH		
DJUSD		
Overall Proficient	74%	
CLAIMS		
Concepts & Procedure	86%	
Problem Solving & Data	91%	
Communicate Reasoning	91%	

	Percent Met or Exceeded Standards	
<u>CALIFORNIA Not Econ Disadvantaged</u>		
ELA		
California		
Overall Proficient	64%	
CLAIMS		
Reading	81%	
Writing	83%	
Listening	88%	
Research/Inquiry	87%	
<u>CALIFORNIA Not Econ Disadvantaged</u>		
MATH		
California		
Overall Proficient	53%	
CLAIMS		
Concepts & Procedure	72%	
Problem Solving & Data	78%	
Communicate Reasoning	81%	

ECONOMIC STATUS



<u>DJUSD Economic Disadvantaged</u>	Percent Met or Exceeded Standards	
English Language Arts		
DJUSD		
Overall Proficient	35%	
CLAIMS		
Reading	59%	
Writing	59%	
Listening	74%	
Research/Inquiry	74%	
<u>DJUSD Economic Disadvantaged</u>		
MATH		
DJUSD		
Overall Proficient	30%	
CLAIMS		
Concepts & Procedure	50%	
Problem Solving & Data	62%	
Communicate Reasoning	65%	

<u>CALIFORNIA Economic Disadvantaged</u>	Percent Met or Exceeded Standards	
English Language Arts		
California		
Overall Proficient	31%	
CLAIMS		
Reading	54%	
Writing	59%	
Listening	71%	
Research/Inquiry	69%	
<u>CALIFORNIA Economic Disadvantaged</u>		
MATH		
California		
Overall Proficient	21%	
CLAIMS		
Concepts & Procedure	41%	
Problem Solving & Data	52%	
Communicate Reasoning	59%	

ECONOMIC STATUS



	Percent Met or Exceeded Standards	
<u>DAVIS Economic Disadvantaged</u>		
English Language Arts		
DJUSD		
Overall Proficient	35%	
CLAIMS		
Reading	59%	
Writing	59%	
Listening	74%	
Research/Inquiry	74%	
<u>Economic Disadvantaged</u>		
MATH		
DJUSD		
Overall Proficient	30%	
CLAIMS		
Concepts & Procedure	50%	
Problem Solving & Data	62%	
Communicate Reasoning	65%	

	Percent Met or Exceeded Standards	
<u>CALIFORNIA Economic Disadvantaged</u>		
English Language Arts		
California		
Overall Proficient	31%	
CLAIMS		
Reading	54%	
Writing	59%	
Listening	71%	
Research/Inquiry	69%	
<u>Economic Disadvantaged</u>		
MATH		
California		
Overall Proficient	21%	
CLAIMS		
Concepts & Procedure	41%	
Problem Solving & Data	52%	
Communicate Reasoning	59%	


PARENT EDUCATION LEVEL



English Language Arts	Percent Met or Exceeded Standards		
DJUSD		California	
All	69%	All	44%
Not HS	28%	Not HS	24%
HS	25%	HS	32%
Some College	48%	Some College	43%
College	64%	College	62%
Graduate School	81%	Graduate School	74%

MATH	Percent Met or Exceeded Standards		
DJUSD		California	
All	65%	All	33%
Not HS	17%	Not HS	16%
HS	20%	HS	21%
Some College	36%	Some College	31%
College	60%	College	51%
Graduate School	78%	Graduate School	66%

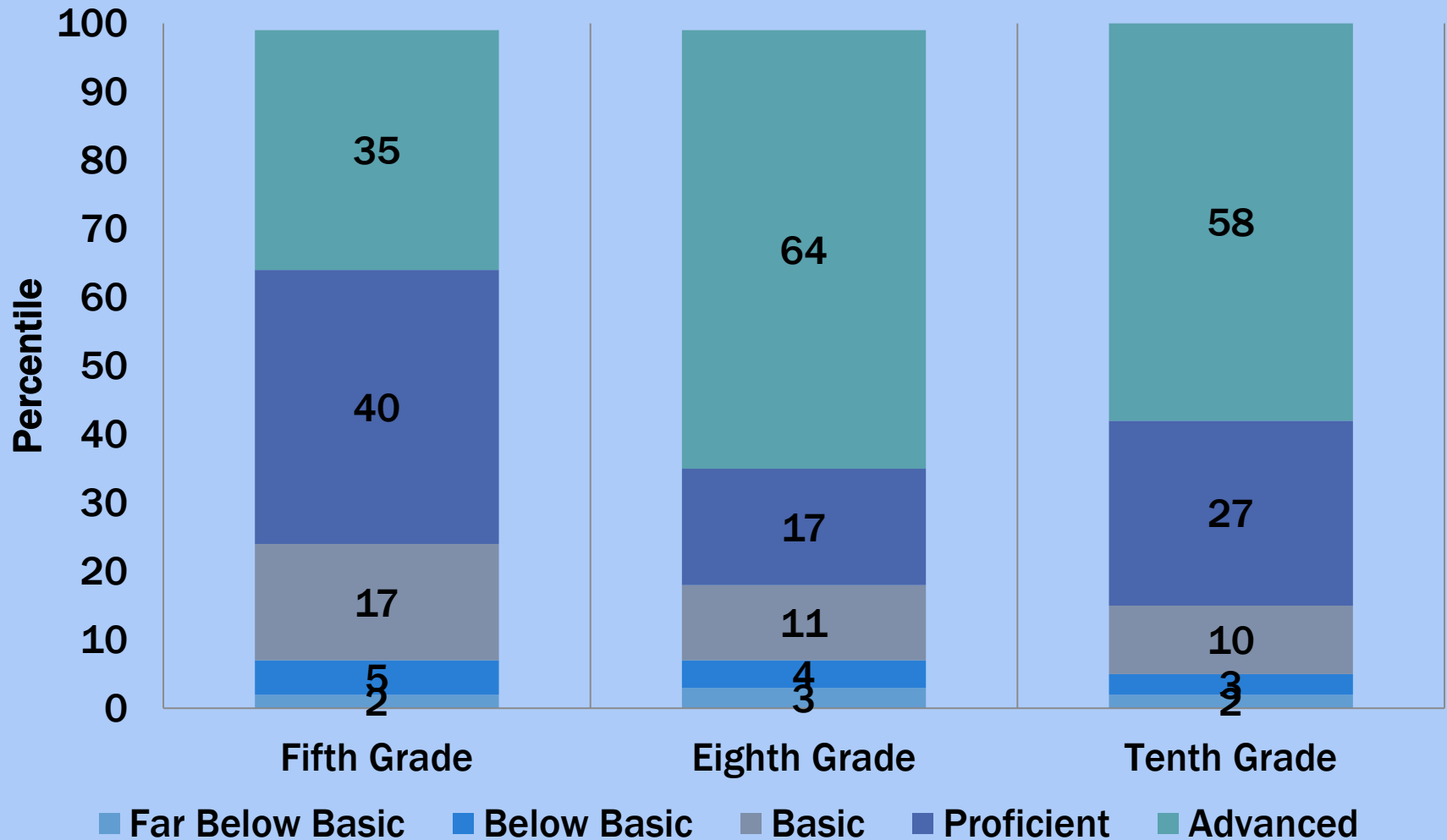
PARENT EDUCATION LEVEL



English Language Arts	Percent Met or Exceeded Standards		
DJUSD		California	
All	69%	All	44%
Not HS	28%	Not HS	24%
HS	25%	HS	32%
Some College	48%	Some College	43%
College	64%	College	62%
Graduate School	81%	Graduate School	74%

MATH	Percent Met or Exceeded Standards		
DJUSD		California	
All	65%	All	33%
Not HS	17%	Not HS	16%
HS	20%	HS	21%
Some College	36%	Some College	31%
College	60%	College	51%
Graduate School	78%	Graduate School	66%

CST SCIENCE



NEXT STEPS



- **SBAC is only one of our measures**
- **Analysis at site level**
- **Focus on specific student support**
- **Continue our work on the Strategic Plan and Local Control Accountability Plan**



QUESTIONS

