

DJUSD California Dashboard Results

DJUSD Board of Education - January 16, 2020

Role of the Dashboard in DJUSD

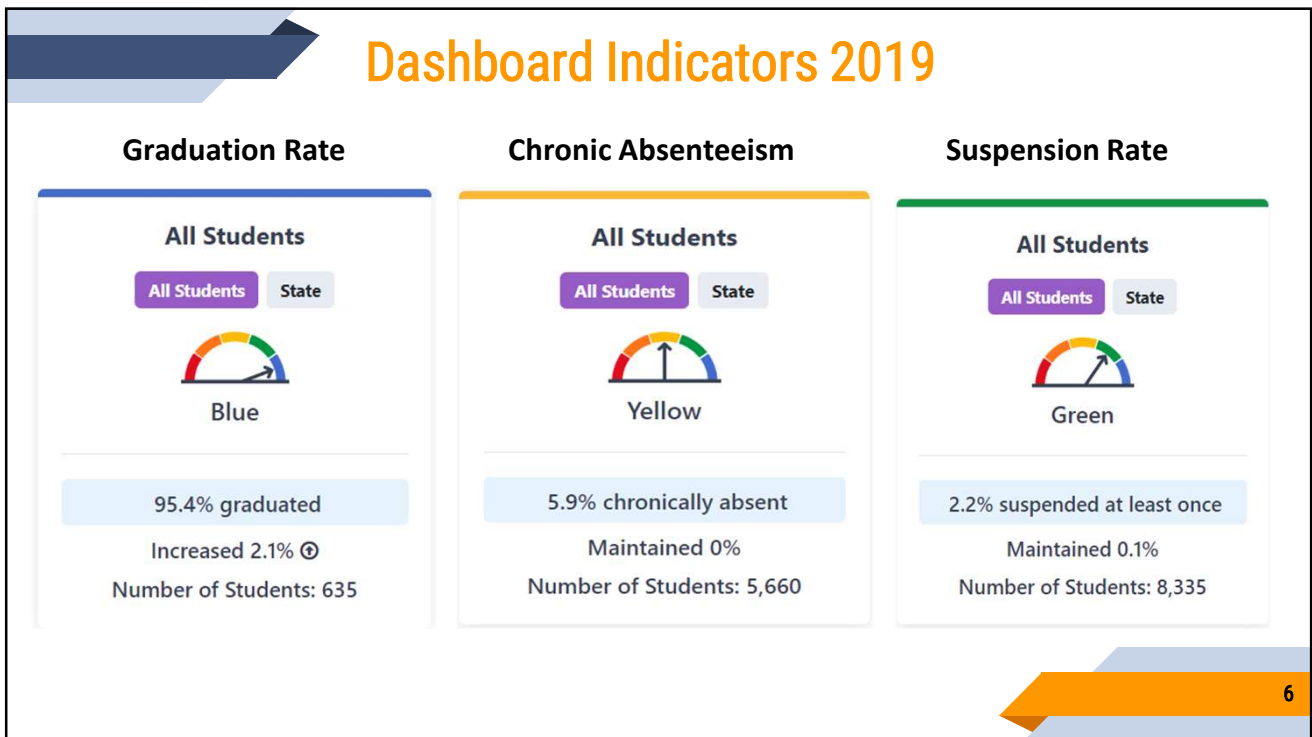
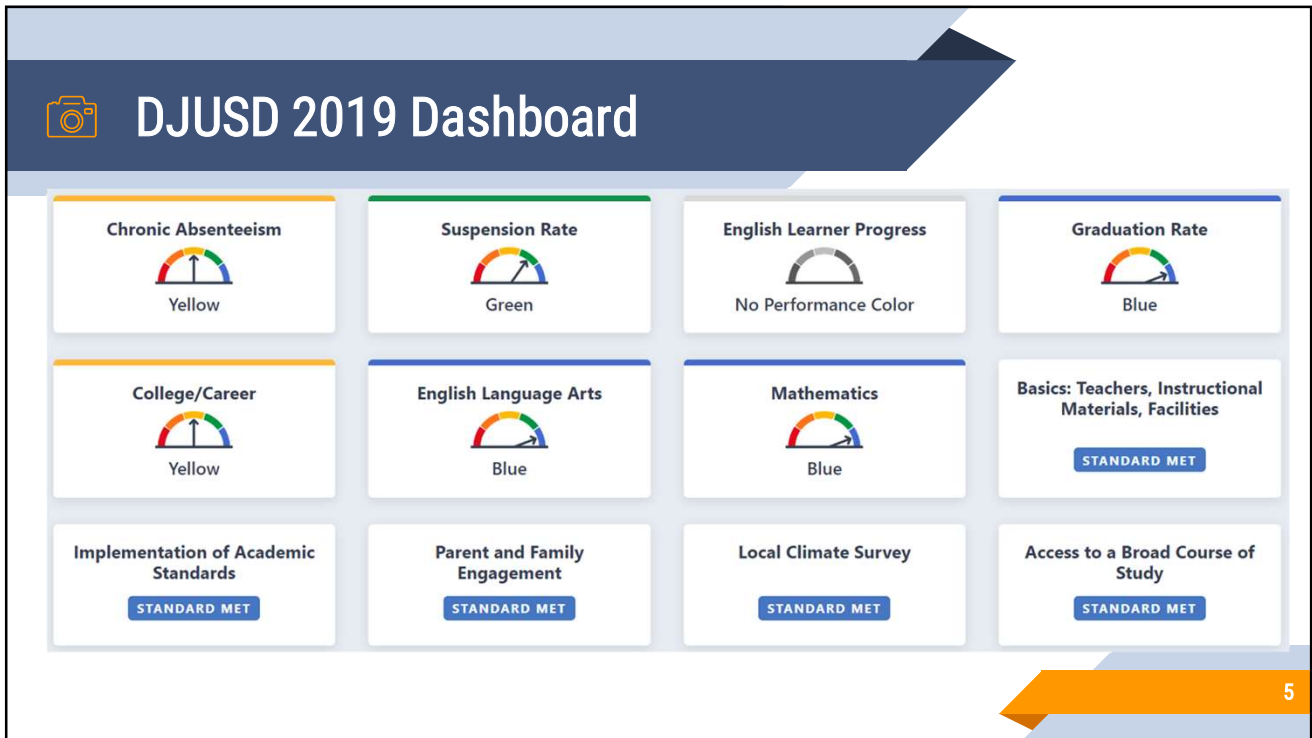
- Aligns with Local Control Funding Formula (LCFF) design principles
- Provides multiple indicators of District performance over time
- Integrates into LCAP Advisory discussions
- Focuses inquiry and action

DJUSD Math 2019

Level	DECLINED SIGNIFICANTLY	DECLINED	MAINTAINED	INCREASED	INCREASED SIGNIFICANTLY
VERY HIGH	Green (None)	Green (None)	Blue <ul style="list-style-type: none"> Davis Joint Unified (District Placement) North Davis Elementary Ralph Waldo Emerson Junior High 	Blue <ul style="list-style-type: none"> Davis Senior High Oliver Wendell Holmes Junior High Pioneer Elementary Robert F. Willett Elementary 	Blue <ul style="list-style-type: none"> Cesar Chavez Elementary
HIGH	Green (None)	Green <ul style="list-style-type: none"> Birch Lane Elementary Frances Ellen Watkins Harper Junior High Fred T. Korematsu Elementary at Mace Ranch 	Green <ul style="list-style-type: none"> Patwin Elementary 	Green (None)	Blue (None)
MEDIUM	Yellow (None)	Yellow (None)	Yellow (None)	Green <ul style="list-style-type: none"> Marquette Montgomery Elementary 	Green (None)
LOW	Orange (None)	Orange (None)	Orange (None)	Yellow (None)	Yellow (None)
VERY LOW	Red (None)	Red (None)	Red (None)	Orange (None)	Orange (None)

DJUSD English Language Arts 2019

Level	DECLINED SIGNIFICANTLY	DECLINED	MAINTAINED	INCREASED	INCREASED SIGNIFICANTLY
VERY HIGH	Green (None)	Green <ul style="list-style-type: none"> North Davis Elementary 	Blue <ul style="list-style-type: none"> Pioneer Elementary 	Blue <ul style="list-style-type: none"> Davis Joint Unified (District Placement) Davis Senior High Oliver Wendell Holmes Junior High Ralph Waldo Emerson Junior High Robert F. Willett Elementary 	Blue <ul style="list-style-type: none"> Cesar Chavez Elementary
HIGH	Green (None)	Green <ul style="list-style-type: none"> Birch Lane Elementary 	Green <ul style="list-style-type: none"> Frances Ellen Watkins Harper Junior High Fred T. Korematsu Elementary at Mace Ranch 	Green <ul style="list-style-type: none"> Patwin Elementary 	Blue (None)
MEDIUM	Yellow (None)	Yellow (None)	Yellow (None)	Green <ul style="list-style-type: none"> Marquette Montgomery Elementary 	Green (None)
LOW	Orange (None)	Orange (None)	Orange (None)	Yellow (None)	Yellow (None)
VERY LOW	Red (None)	Red (None)	Red (None)	Orange (None)	Orange (None)



English Learner Progress 2019

DJUSD

English Learner Progress

All Students State

63.2% making progress
towards English language
proficiency

Number of EL Students: 527

Progress Level = Low

CALIFORNIA

English Learner Progress

All Students State

48.3% making progress
towards English language
proficiency

Number of EL Students:
844,257

Progress Level = Medium

7

College & Career Indicator 2019

All Students

All Students State



Yellow

63.2% prepared

Declined 3.8% ↘

Number of Students: 630

College Career Readiness Measures

Smarter Balanced Summative Assessments	Advanced Placement Exams
International Baccalaureate Exams	CTE Pathway Completion
College Credit Courses	UC/CSU a-g Requirements
State Seal of Biliteracy	Leadership/Military Science
Seven new measures connected to CTE in 2020	

8

Student Groups & Equity Report

LEARN MORE English Language Arts

All Students State



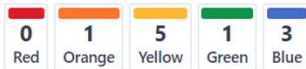
Blue

48.7 points above standard

Increased 4.7 Points

EQUITY REPORT

Number of Student Groups in Each Color



View More Details



Red

No Students



Orange

English Learners



Yellow

African American

Foster Youth

Hispanic

Socioeconomically Disadvantaged

Students with Disabilities



Green

Filipino



Blue

Asian

Two or More Races

White



No Performance Color

American Indian

Homeless

Pacific Islander

9

DJUSD Student Group Report 2019

Student Group	Chronic Absenteeism	Suspension Rate	Graduation Rate	College/Career	English Language Arts	Mathematics
All Students	Yellow	Green	Blue	Yellow	Blue	Blue
English Learners	Green	Green	Green	Green	Orange	Yellow
Foster Youth	Red	Red	None	None	Yellow	Yellow
Homeless	Yellow	Yellow	None	None	None	None
Socioeconomically Disadvantaged	Orange	Yellow	Green	Orange	Yellow	Orange
Students with Disabilities	Orange	Yellow	Green	Yellow	Yellow	Yellow
African American	Yellow	Green	None	None	Yellow	Yellow
American Indian or Alaska Native	None	Yellow	None	None	None	None
Asian	Blue	Blue	Blue	Blue	Blue	Blue
Filipino	Blue	Yellow	None	None	Green	Green
Hispanic	Orange	Yellow	Green	Green	Yellow	Yellow
Native Hawaiian or Pacific Islander	None	None	None	None	None	None
White	Green	Yellow	Blue	Yellow	Blue	Blue
Two or More Races	Orange	Green	Blue	Yellow	Blue	Blue

DJUSD Homeless Students 2018 [Differentiated Assistance]

Chronic Absenteeism

Homeless

Student Group State



Red

50% chronically absent

Maintained 0%

Number of Students: 22

College/Career Indicator

Homeless

Student Group State



Red

11.8% prepared

Declined -13.2% Ⓢ

Number of Students: 17

Suspension

Homeless

Student Group State



Red

12.2% suspended at least once

Increased 7.2% Ⓢ

Number of Students: 49

11

DJUSD Homeless Students 2019

Chronic Absenteeism

Homeless

Student Group State



Yellow

19% chronically absent

Declined 31% Ⓢ

Number of Students: 58

College/Career Indicator

Homeless

Student Group State



No Performance Color

7.7% prepared

Declined 4.1% Ⓢ

Number of Students: 13

Suspension

Homeless

Student Group State



Yellow

5.6% suspended at least once

Declined 6.6% Ⓢ

Number of Students: 89

12

Staff Analysis and Action 2019

Safe and Inclusive Environments
(LCAP Goal #3, Action #7)

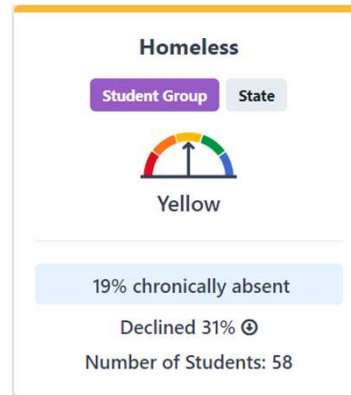


**Homeless Identification
Case Management
Transportation
Suspension Alternatives**

Suspension Rate



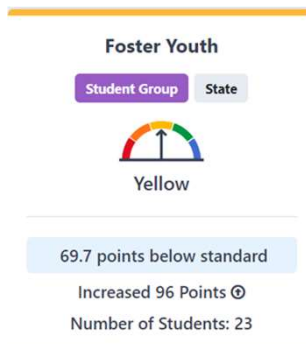
Chronic Absenteeism



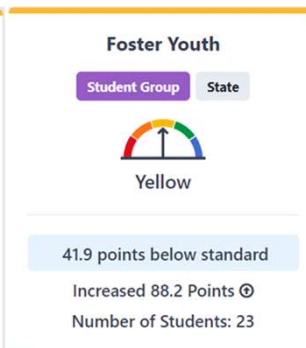
13

DJUSD Foster Students 2019 [Differentiated Assistance]

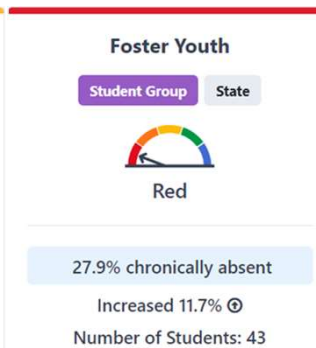
Math



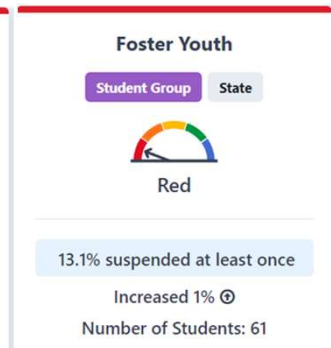
ELA



Chronic Absenteeism



Suspension Rate



14



Action Plan 2019

- Multi-Tiered System of Support
- Homeless/Foster Youth Liaison
- LCAP (new plan)
- Professional Development



15



Implications for All Students

- Beyond Test Scores
- Career Tech Education
- Ethnic Studies
- MTSS (Tier 1 Supports)
- Equity Lens

16



Questions?